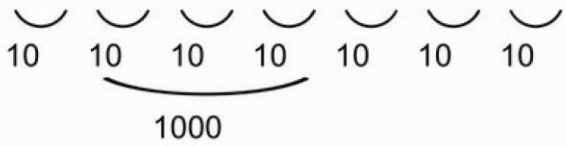


Längenmaße

km	km	m	m	m	dm	cm	mm
	1	2	4	5			
			2	0	5		

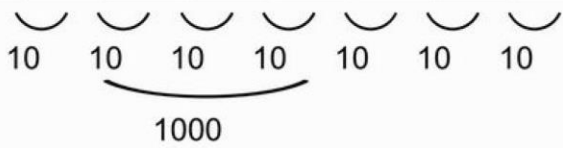


1 km 245 m = _____

20 m 5 dm = _____

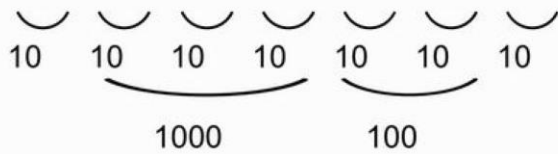
Längenmaße

km	km	m	m	m	dm	cm	mm



Gewichtsmaße

t	t	kg	kg	kg	dag	dag	g
	5	3	8	9			
				6	2	5	

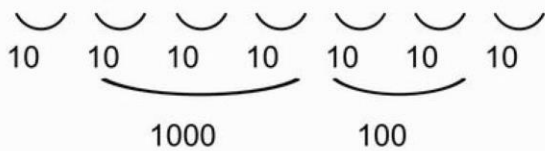


5 t 389 kg =

6 kg 25 dag =

Gewichtsmaße

t	t	kg	kg	kg	dag	dag	g



Flächenmaße

km ²	km ²	ha	ha	a	a	m ²	m ²	dm ²	dm ²	cm ²	cm ²	mm ²	mm ²
	3	4	6										
			7	8	9								
					2	6	8						
							5	3	1				
									2	7	3		
											6	5	1
			3		1	7							
	10	10	10	10	10	10	10	10	10	10	10	10	10
		100		100		100		100		100		100	

- 3 km² 46 ha = _____
- 7 ha 89 a = _____
- 2 a 68 m² = _____
- 5 m² 3 dm² = _____
- 2 dm² 73 cm² = _____
- 6 cm² 51 mm² = _____
- 3 ha 1 a 70 m² = _____
- _____
- _____
- _____
- _____
- _____
- _____
- _____

Flächenmaße

km ²	km ²	ha	ha	a	a	m ²	m ²	dm ²	dm ²	cm ²	cm ²	mm ²	mm ²
	10	10	10	10	10	10	10	10	10	10	10	10	10
		100		100		100		100		100		100	

- _____
- _____
- _____
- _____
- _____
- _____
- _____
- _____
- _____
- _____
- _____
- _____
- _____
- _____